



● Thanks for purchasing Removable Heated Cover, before operating this unit, please read carefully the instruction sheet and retain it for future reference.

⚠ Notice

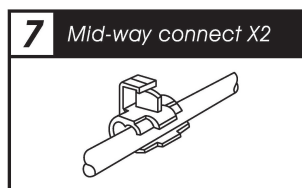
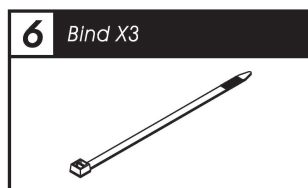
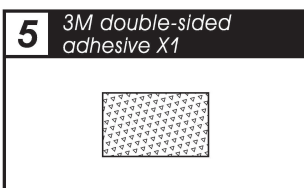
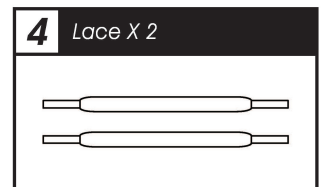
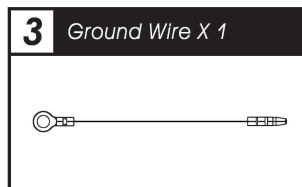
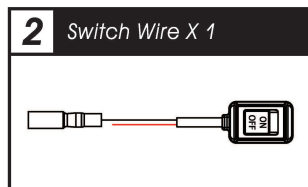
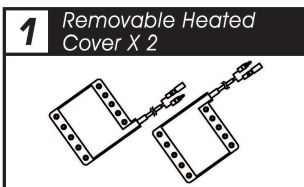
1. This product only can be applied to **DC 12V**.
2. For proper installation, please follow the steps described in the instruction. Any damages caused by wrong installation shall be imputed to the users.
3. Don't break or modify the wire terminals. To avoid any short circuit, do not pull the wires out of the terminal when installing.
4. Do not disassemble or change any parts.
5. Opening the instrument will void any warranty. Maintenance or repair should be executed by our professionals only.

◎ MARK MEANING:

⚠ Some processes must be followed to avoid the affection caused by wrong installation.

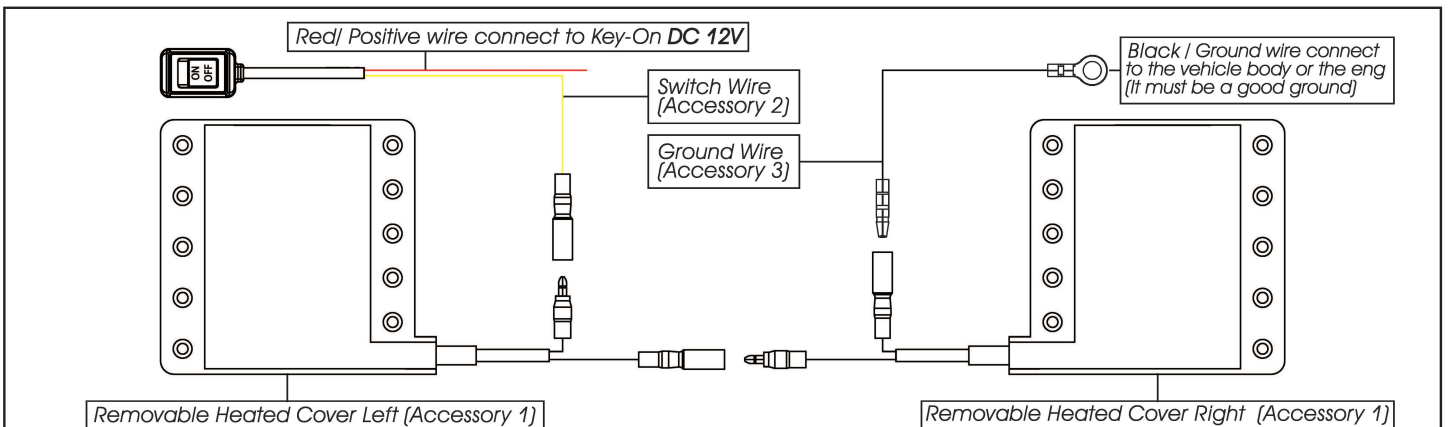
⚠ **WARNING!** Some processes must be followed to avoid damages to yourself or the public.

1 Accessory



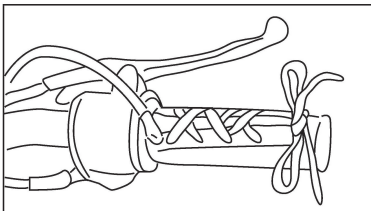
NOTE Please contact the local distributor if the items you open are not the same, with the above-listed one.

2 Wiring installation instructions



⚠ **WARNING!** Removable Heated Cover cannot be used separately! Must connect both covers together when using.

3 Caution



1. When using Removable Heated Cover (Accessory 1), please adopt with attached laces (Accessory 4). When tying the Heated Cover, please do not pull too hard to prevent the damage on the cover.
2. For fingertip to feel the heat, please make the tying surface facing upward.
3. When installing Removable Heated Cover, please make sure the wiring will not interfere the throttle control. Any accidents caused by the improper installation should be deputed to the customer.

NOTE Wiring and tying method is only for suggestion.

4 Trouble shooting

The following situation do not indicate malfunction of the meter. Please check the following before taking it in for repair.

Trouble	Check item
Do not have obvious temperature.	● It's highly possible causing by fail connection between Removable Heated Cover, switch wire and ground wire. → Please double check the connection and connectors.
One Cover with overheat temperature, but no heating for another cover.	● Please check whether the Removable Heated Cover is damaged or not. → Please return the product to your closest dealer for checking.

※ If the problem couldn't be solved after above checking, please contact the local dealer directly.